



# Matrix Metering Ltd

Whitegate – White Lund Trading Estate – Lancaster  
Lancashire England LA3 3BT

Tel +44 1524 841909 Fax +44 1524 847009

e mail – [sales@matrixmetering.com](mailto:sales@matrixmetering.com)



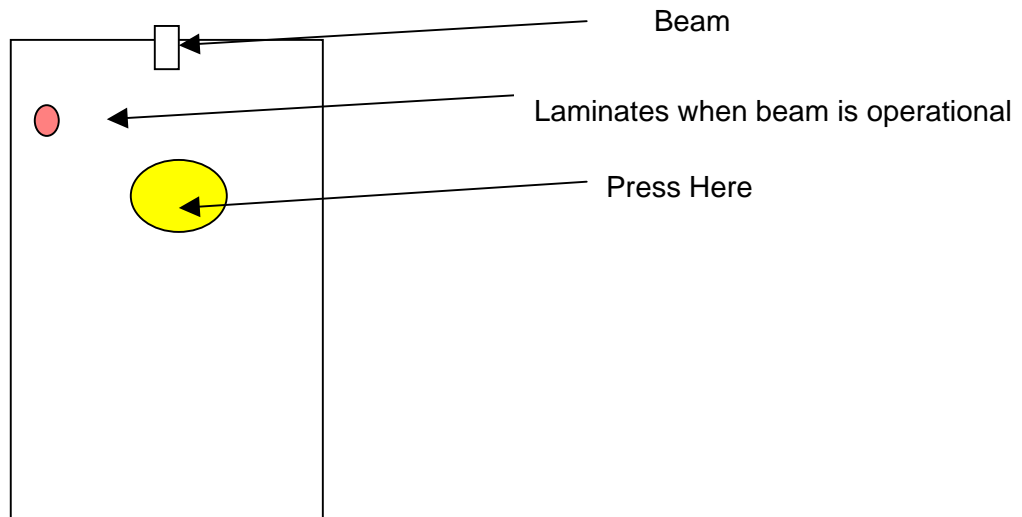
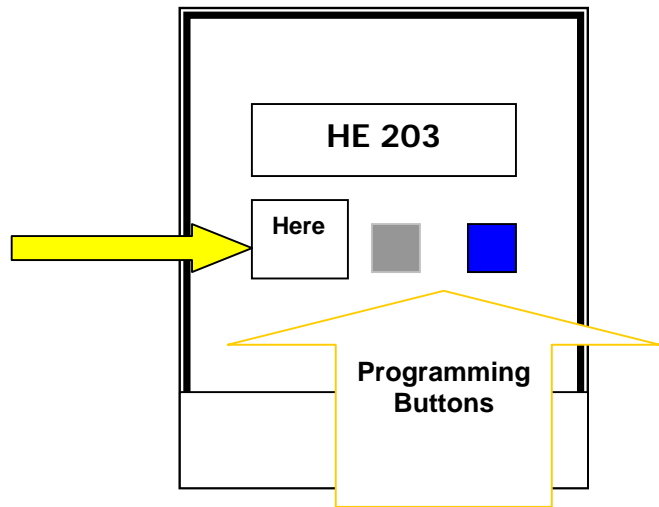
## HE203 Zapper Hand Set

The Zapper has a single operational function, opening the software to allow either  
– Alter current setting(s) of the HE203

### Using the Zapper

The zapper must be held closely to the case next to the infra red port -- hold the zapper horizontally (straight) not at an angle

Point directly at infra red port – no more than 2 inches away  
(**Left side** of Infra Port)



[www.matrixmetering.com](http://www.matrixmetering.com)






# Matrix Metering Ltd

Whitegate – White Lund Trading Estate – Lancaster  
Lancashire England LA3 3BT

Tel +44 1524 841909 Fax +44 1524 847009

e mail – [sales@matrixmetering.com](mailto:sales@matrixmetering.com)



As soon as the zapper connects the following is seen

**1st Screen**      Override - This allows the Over ride Facility To Be Used  
Press Blue Button – to switch on  
Press Blue Button – to switch off

**Press**      **Grey Button**

**2<sup>nd</sup> Screen**      Clear Credit - Hold down blue button for 10 secs to clear credit  
**Press**      **Grey Button**

**3<sup>rd</sup> Screen**      Clear Audit - Hold Down blue button for 10 secs to clear audit  
**Press**      **Grey Button**

**4<sup>th</sup> Screen**      Alter Settings – Alters the settings in the unit  
                         **Grey Scrolls – Blue Accepts**



[www.matrixmetering.com](http://www.matrixmetering.com)

